



Northwest Tennessee Economic Development Council Head Start/Early Head Start Annual Report 2022-2023

MISSION:

Helping people, changing lives in our community through education, partnerships, and delivery of quality services in Northwest Tennessee.

VISION:

Hand in hand, working together we are dedicated to helping people help themselves and each other to make a difference in our communities.



Northwest Tennessee
Head Start/Early Head Start
938C Walnut Avenue W.
McKenzie, TN 38201
(731) 352 – 4743
(731) 352 – 8380 Fax

Cheryl Oglesby Townes, Executive Director
Rakaya Humphreys, Head Start/Early Head Start Director

Annual Report

Head Start Act, Amended 2007-----Sec. 644 (a)(2) (A-H)

(2) Each Head Start agency shall make available to the public a report published at least once in each fiscal year that discloses the following information from the most recently concluded fiscal year, except that reporting such information shall not reveal personally identifiable information about an individual child or parent:

- (A) The total amount of public and private funds received and the amount from each source.
- (B) An explanation of budgetary expenditures and proposed budget for the fiscal year.
- (C) The total number of children and families served, the average monthly enrollment (as a percentage of funded enrollment), and the percentage of eligible children served.
- (D) The results of the most recent review by the Secretary and the financial audit.
- (E) The percentage of enrolled children that received medical and dental exams.
- (F) Information about parent involvement activities.
- (G) The agency's efforts to prepare children for kindergarten.
- (H) Any other information required by the Secretary.



Program Philosophy

Our program philosophy is simple, “Invest now, benefit later.” We believe that high quality early childhood care, education and family services pays off in a myriad of benefits to children, their families and society. Children learn best when fully involved and self-directed in their learning. This child-centered philosophy supports our belief that children are unique individuals who learn at different rates and in diverse ways. It is our responsibility to allow each child the opportunity to gain experience and develop to his/her fullest potential in the most nurturing environment possible. In addition, we believe parents are an integral part of the child’s learning process. Both teachers and parents work together to plan and facilitate the educational goals for the child. Our goal is to bring about a greater degree of social competence in children of low-income families. Social competence relates to the child’s everyday effectiveness in dealing with both the present environment and later responsibilities in school and in life. It considers the interrelatedness of cognitive and intellectual development, physical and mental health and nutritional needs.



Northwest Tennessee Economic Development Council (NWTEDC) is a public non-profit community action agency. NWTEDC community service programs provide assistance to income-eligible households and individuals and serves as the grantee for the Northwest Tennessee Head Start/Early Head Start program.

The established service area for Northwest Tennessee Head Start/Early Head Start encompasses eight counties in Northwest and Southwest. Seven of the counties are classified as rural with one county being classified as urban.

These counties stretch from the Tennessee River on the east to the Mississippi River on the west and are bordered by Kentucky on the north, Arkansas and Missouri on the west, and Mississippi on the south. Seven of the counties, Benton, Carroll, Gibson, Henry, Lake, Obion, and Weakley lie in the Northwest Tennessee Development District while Madison County is in the Southwest District.

Services are currently funded for 739 Head Start and 132 Early Head Start children and families in 23 community-based centers. Head Start children served are enrolled for 160 days. Early Head Start services are available in five of the eight counties, while Head Start centers are in all eight counties. The program has entered into collaborative agreements with six local school systems at seven sites to provide services for 200 Head Start children in pre-kindergarten/Head Start classrooms for 180 days.

County	Head Start	Early Head Start
Benton County	51	20
Carroll County	112	24
Gibson County	139	0
Henry County	80	0
Lake County	19	8
Madison County	200	56
Obion County	69	24
Weakley County	69	0
Funded Enrollment	739	132

Services include:

- Preschool education and family support
- School readiness

- Preventive health care for each child
- Dental exams and follow-up
- Health insurance referrals
- Family goal planning and other social services
- Emergency assistance through referrals to local resources
- Bus transportation in many areas
- Special education services for children with disabilities
- Well supervised staff with early childhood credentials – Child Development Associate Credential or degree
- Nutrition services
- Mental health services with on-site consultation
- Hearing, vision, speech, and language
- English Language Learner/English as a Second Language
- Technology access for all Head Start children and staff

In addition to academic and social services to children, Head Start also provides or refers families to community resources such as:

Counseling	Transportation	Job Training	Home Safety	Fathering
Adult Education	Referral Services	Parenting	Family Literacy	

Parent Involvement Activities:

- Father Activities/Male Involvement events
- End-of-Year Kindergarten Registration/Transition Activities
- Parent Volunteers
- Lending Library Activities – Read-A-Book Activities
- Visits from community helpers
- Holiday projects for parent and child
- Presentations for parents – mental health, adult education & domestic violence, child abuse/neglect, domestic violence, substance abuse prevention, asset building strategies, child development, nutrition, health & safety, cultural events as well as many others.
- Medical & dental appointment and follow-ups



Program Information Report Data

(Head Start/Early Head Start)

HS/EHS

739/132

of children funded

907/215

of children served during the year

42/17

of classrooms serving children

17/4

of children in an average class size

Eligible children/Pregnant women served:

766/110

of income eligible

304/67

of public assistance

42/32

of homeless children served

14/5

of foster children served

8

of pregnant women served

Attributes of Families Served

610/163

of single-parent families

234/28

of two-parent families

251/55

of single-parent families and the parent is not working

31/22

of two-parent families in which neither parent is working

75/18

of families without a high school education

720/115

of families receiving family services

268/33

father/father figures engaged in all activities during the year

(Family assessments, family goal setting, involvement in child development, program governance and parenting educational workshops)

	Volunteers
85/37	# of volunteers
	Primary language of family at home
893/222	# of children English primary language
13/0	# of children Spanish primary language
	Health and Disabilities
906/215	# of children with ongoing accessible dental care provided
907/215	# of children with ongoing accessible health care provided
107/19	# of children with IFSP or IEP
974/152	# of children complete all for age for immunizations
	Teaching Staff Qualifications
44/3	# of teachers with a BS and above in early childhood or equivalent hours
20+/20+	# of hours of teaching staff training and professional development
47/26	# of teachers meeting degree/credential requirement effective September 2013

PROGRAM EXPENDITURES
Head Start/Early Head Start 2022-2023

Salaries	\$6,761,207
Fringe	\$2,570,774
Travel	\$52,105
Equipment	\$147,305
Supplies	\$790,322
Contractual	\$849,890
Construction	\$0
Other costs	\$1,408,877
Indirect	\$591,362
Training/Technical Assistance	\$302,722
Total Expense	*\$13,474,564
*Covid Funds reflected in line items above	*\$1,118,515

Northwest Tennessee Head Start/Early Head Start is operated by Northwest Tennessee Economic Development Council (NWTEDC). In addition to the grant funds shown above:

\$ 673,780 from the U.S. Department of Agriculture (USDA) was reimbursement for the cost of food used in Head Start.

\$ 3,160,216 in non-federal share is required in order to receive the Head Start grant, which is local matching funds from people who donate goods and services (usually rent on the classroom space we use).

In addition, there is private cash and other donations from individuals and businesses throughout the program year.

ATTENDANCE

2022-2023

Attendance Percentage by Center

CENTER	HS	EHS
Benton	-----	83.25%
Harrelson	89.51%	-----
Hollow Rock/Bruceton	94.73%	-----
Humboldt	81.76%	-----
Huntingdon	85.62%	-----
Isaac Lane	84.53%	
Kenton	79.68%	-----
Lake	81.69%	82.36%
Magic Valley	85.64%	-----
McKenzie	83.92%	83.61%
Milan Elementary Pre-K	92.42%	
Miles	77.97%	67.39%
Nova	84.42%	
Rhea	90.44%	-----
Trenton	91.48%	-----
Troy	85.20%	-----
Washington Douglas	73.94%	72.05%
Weakley	82.25%	-----

NORTHWEST TN EARLY HEAD START

SCHOOL READINESS GOALS

Goals are aligned with *The Head Start Early Learning Outcomes Framework*, *The Creative Curriculum*, and the *Tennessee Early Childhood Early Learning Developmental Standards*. Goals are tracked utilizing a developmental and learning assessment system.

1. APPROACHES TO LEARNING

- Children will manage feelings and emotion with support of a familiar adult
- Children will manage actions and behaviors with support of a familiar adult

2. SOCIAL-EMOTIONAL DEVELOPMENT

- Children will take care of own needs
- Children will form relationships with adults

3. LANGUAGE AND COMMUNICATION DEVELOPMENT

- Children will use an expanding expressive vocabulary
- Children will speak clearly

4. COGNITION

- Children will solve problems

5. PHYSICAL DEVELOPMENT

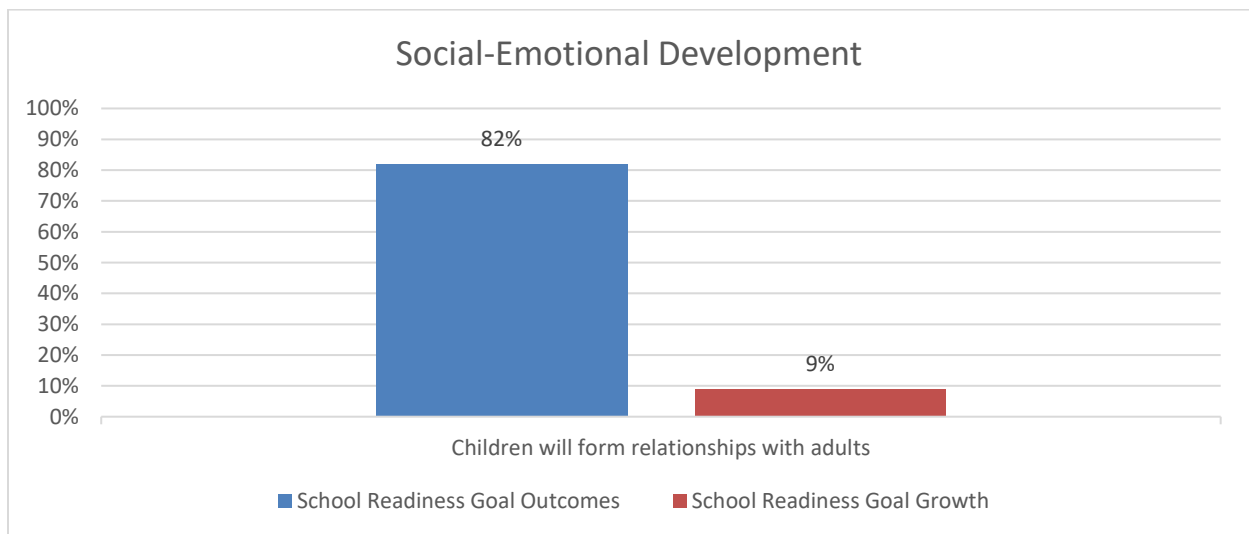
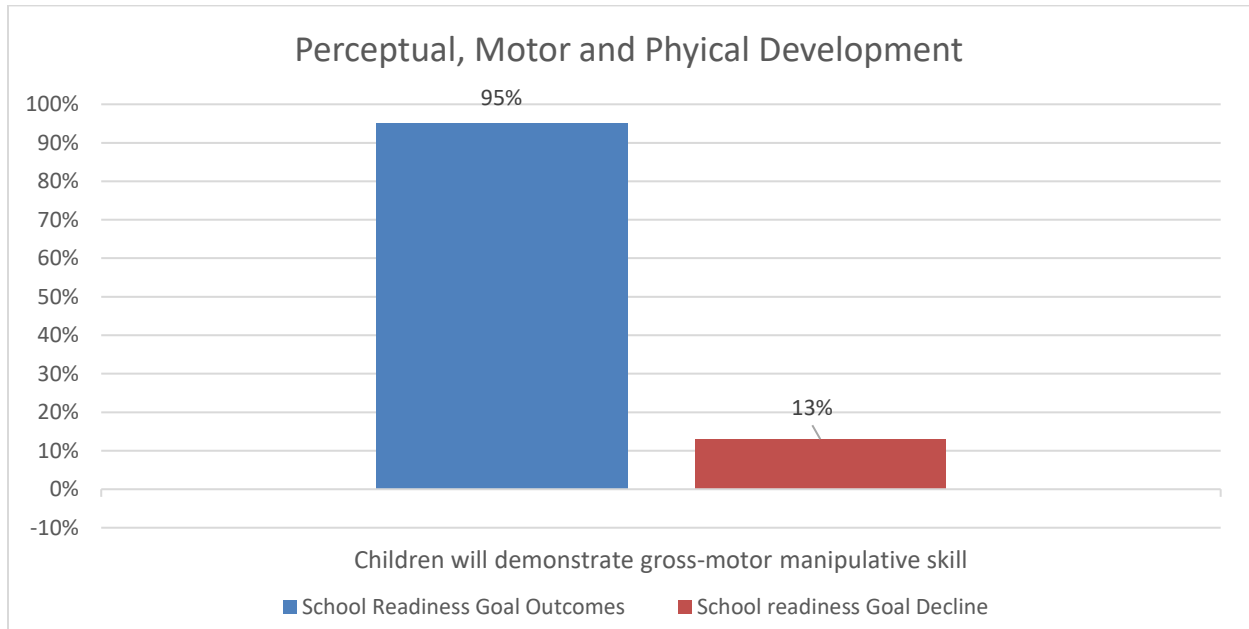
- Children will demonstrate gross-motor manipulative skills

Northwest Tennessee Early Head Start 2022-2023

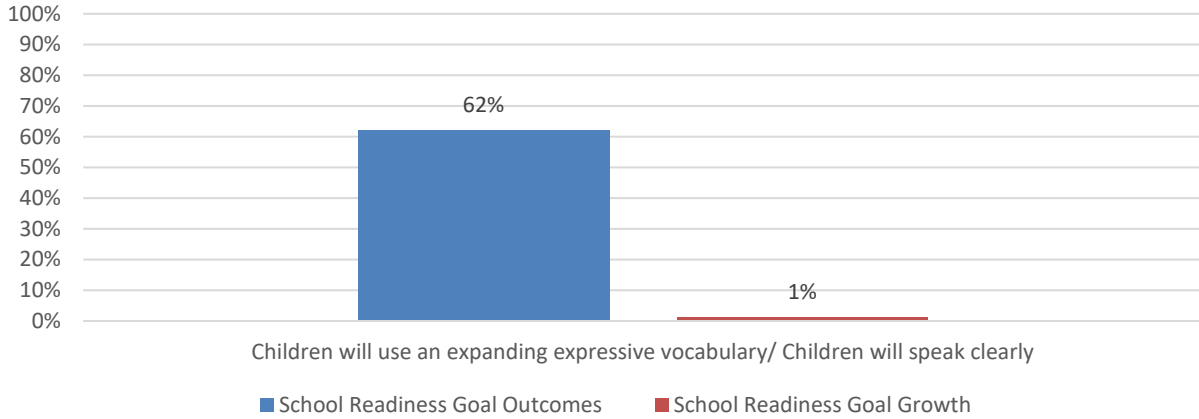
Cognitive ToyBox School Readiness Goal Report

Percent of students meeting or exceeding age-level expectations at the end of the 2021-2022 school year.

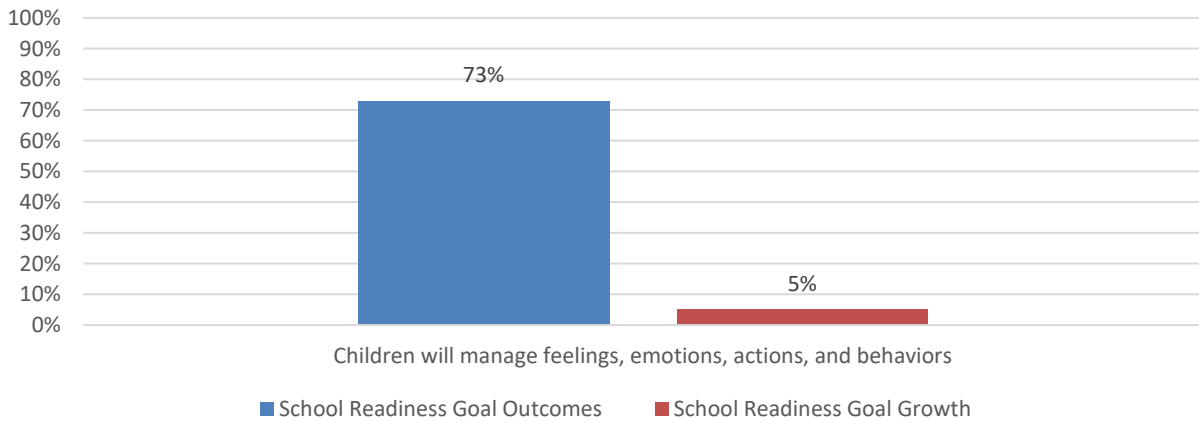
Change in percent of students meeting or exceeding age-level expectations since Fall.



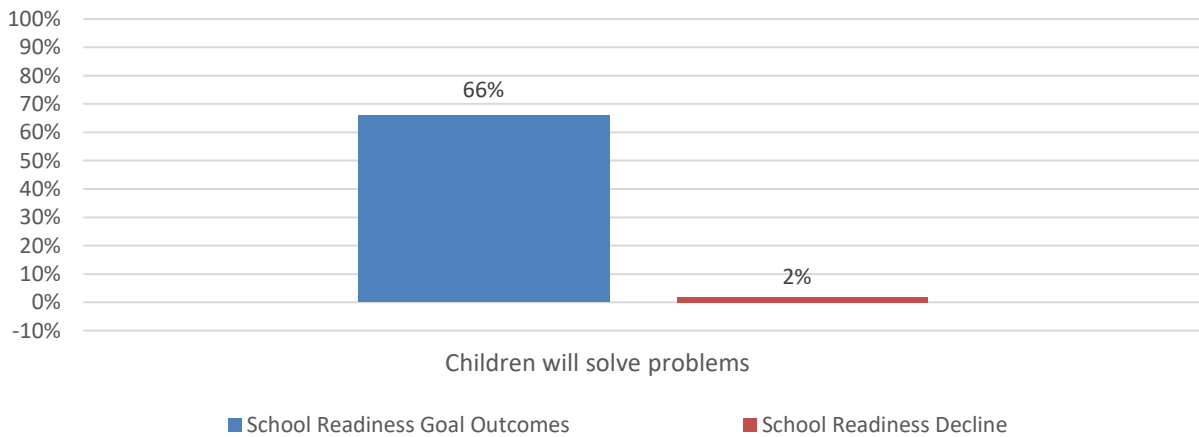
Language and Communication Development



Approaches to Learning



Cognition



NORTHWEST TN HEAD START PRESCHOOL SCHOOL READINESS GOALS

* Goals are aligned with The Head Start Early Learning Outcomes Framework, The Creative Curriculum, and the Tennessee Early Childhood Early Learning Developmental Standards. Goals are tracked utilizing Cognitive ToyBox assessment system.

1. PERCEPTUAL, MOTOR, and PHYSICAL DEVELOPMENT:

* Children will demonstrate fine-motor strength and coordination

2. SOCIAL – EMOTIONAL DEVELOPMENT

* Children will establish and sustain positive relationships

3. APPROACHES TO LEARNING

* Children will regulate emotions and behavior

4. LANGUAGE AND COMMUNICATION/LITERACY

* Children will understand and respond to increasingly complex communication and language from others

* Children will demonstrate an understanding of how print is used and the rules that govern how print works

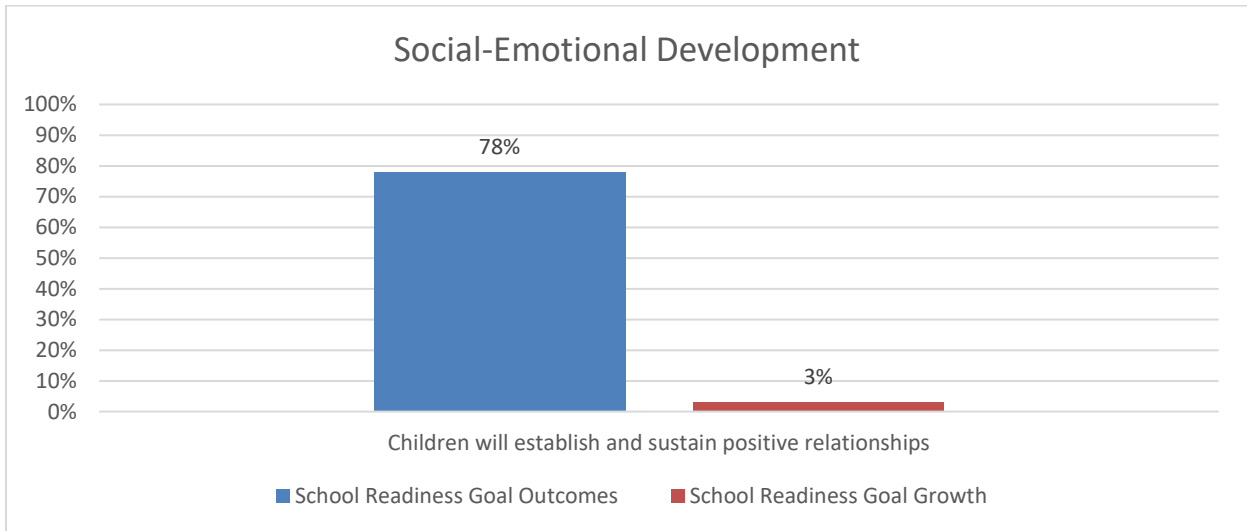
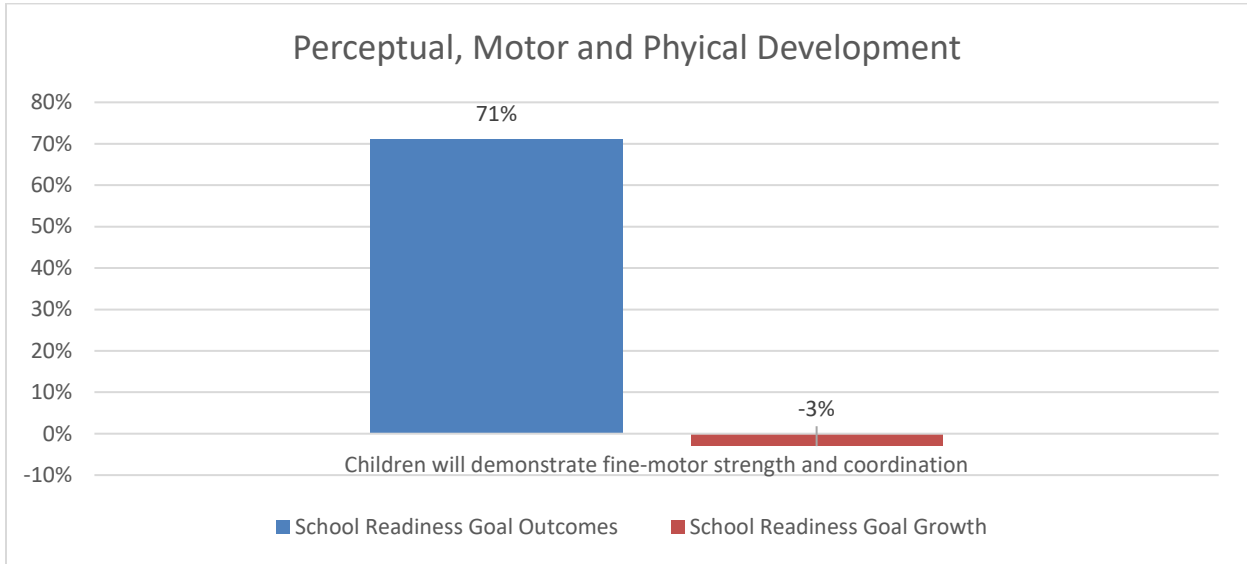
5. COGNITION AND GENERAL KNOWLEDGE

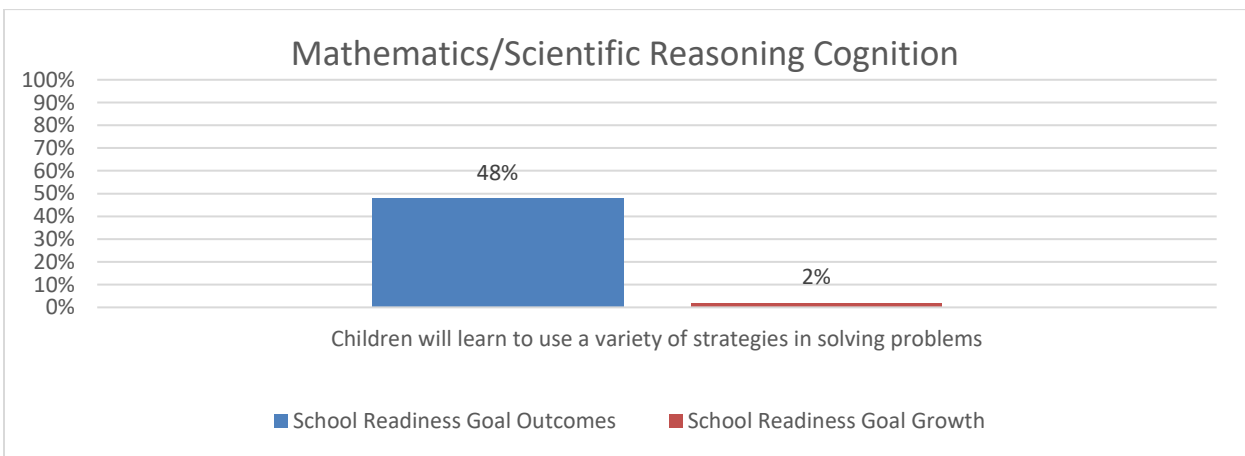
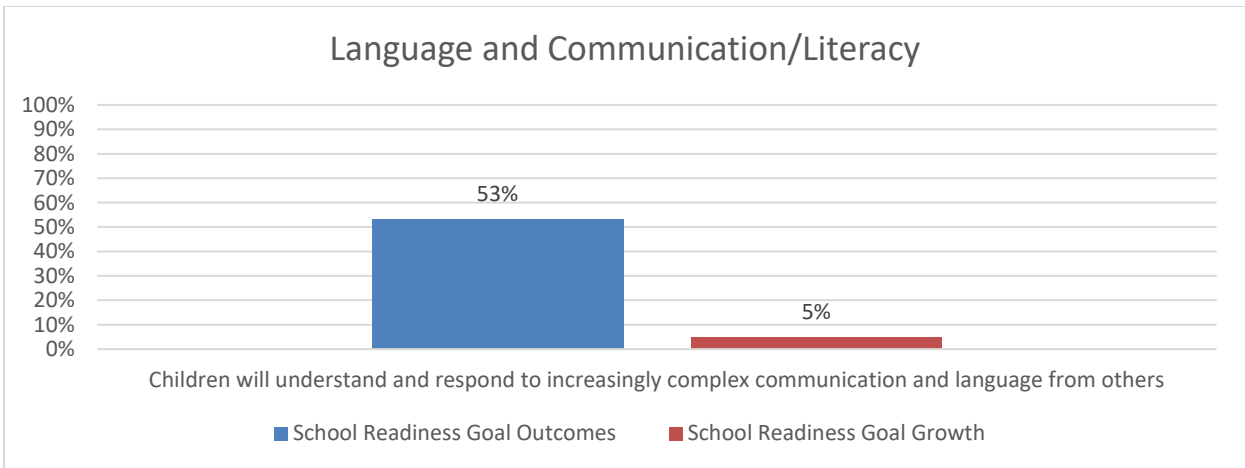
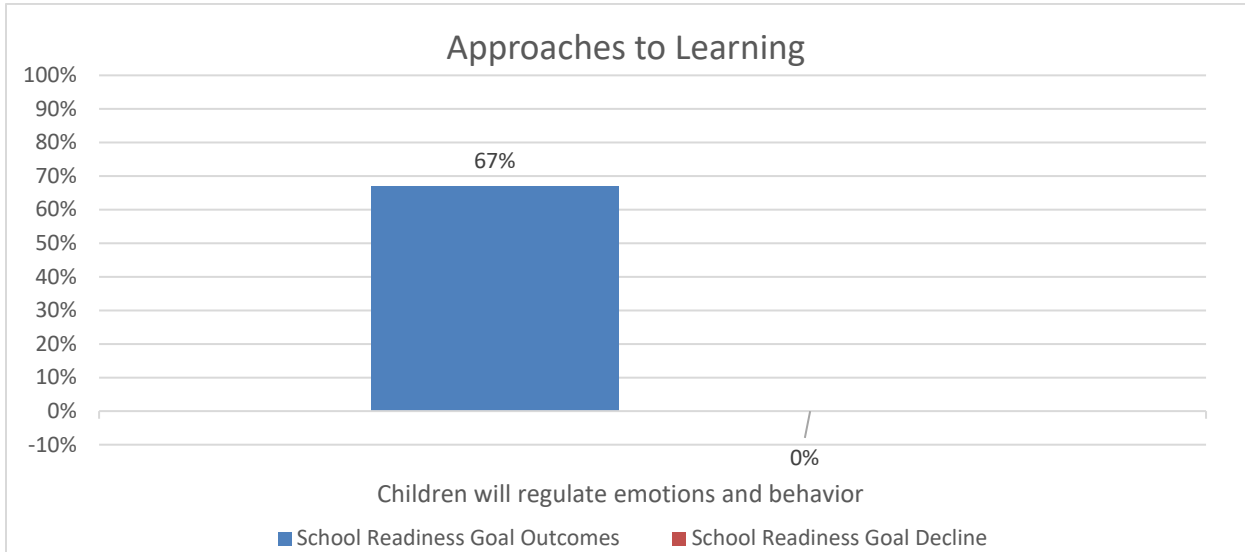
* Children will use a variety of strategies in solving problems

Northwest Tennessee Head Start 2022-2023

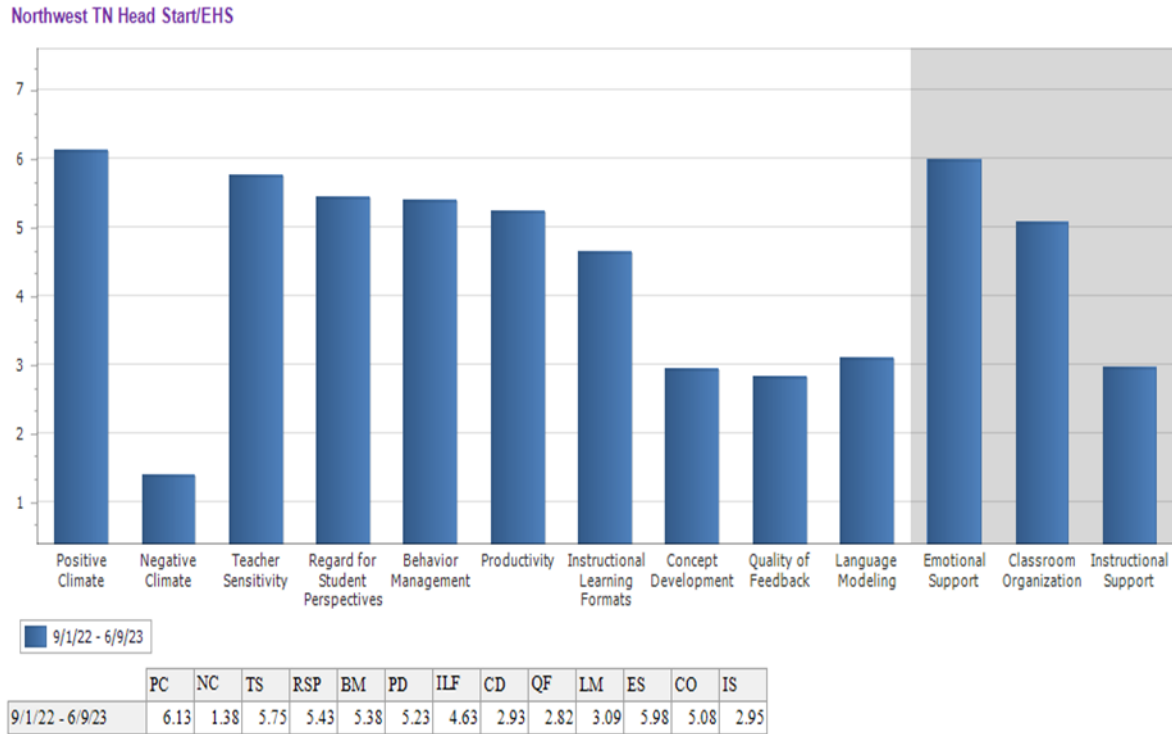
Cognitive ToyBox School Readiness Goal Report

*Percent of students meeting or exceeding age-level expectations at the end of the 2021-2022 school year.
Change in percent of students meeting or exceeding age-level expectations since Fall.*





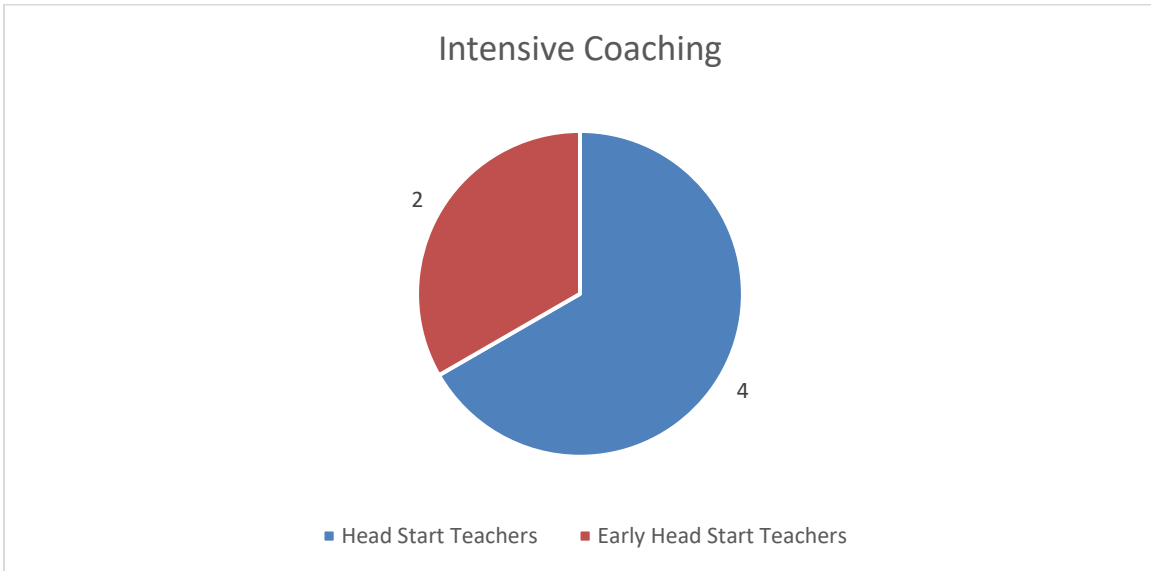
Northwest Tennessee Head Start 2022-2023 Classroom Assessment Scoring System (CLASS) Chart



2022-2023 Department Of Human Services License

During the 2022-2023 program year, the Department of Human Service used an assessment tool, the Quality Rating Improvement System (QRIS). The QRIS is designed to score two (2) different areas of quality on a quarterly basis for a total of four (4) visits. These two (2) broad quality components are: Health and Safety and Teacher-Child Interactions. The total score possible for each visit is 100. Upon completion of the fourth visit the four (4) scores are averaged to determine the overall score for the child care agency. All centers received the highest rating in the Item/Element Categories of choice.

Northwest Tennessee Head Start 2022-2023 Education Coaching Data







This year 378 of our children transitioned to kindergarten. To help make transition a success for our children from Head Start to kindergarten we prepared them by introducing them to kindergarten routines. A tour of where they will attend kindergarten is provided where possible. The children are registered for kindergarten prior to leaving Head Start.



Northwest TN Head Start/Early Head Start

Family & Parent Engagement Outcome Goals

- Family Well-Being: Parents & Families are safe, healthy, and have increased financial security.
- Positive Parent/Child Relationships: Beginning with transitions to parenthood, parents and families develop warm relationships that nurture their child's learning and development.
- Families as Lifelong Educators: Parents/Families are strong advocates and participants in the everyday learning of their children.
- Families as Learners: Families and parents observe, guide, promote and participate in the everyday learning of their children at home, school and in their communities.
- Family Engagement in Transitions: Parents and families support and advocate for their child's learning and development as they transition to new learning environments, including EHS to HS, EHS/HS to other learning environments, and HS to Kindergarten through elementary school.
- Family Connections to Peers & Community: Parents and families form connections with peers and mentors in formal or informal social networks that are supportive, educational, and enhance social well-being and community life.



Family Outcomes – Early Head Start Fall 2022-Spring 2023

Family Outcome	Preliminary Average Score	End of Year Average Score	Gain/Loss
Safety	2.3	2.4	0.1
Housing	2.2	2.4	0.2
Health	2.4	2.6	0.2
Mental Health/Substance Abuse	2.2	2.4	0.1
Transportation	2.3	2.5	0.2
Financial Security	2.2	2.4	0.2
Nurturing Relationships	2.2	2.5	0.2
Child Development/Parenting Skills	2.1	2.4	0.2
Family Education at Home	2.1	2.3	0.2
School Readiness	2.1	2.3	0.2
Promoting Primary Language	2.8	2.9	0.1
Education, Training, and Life Goals	2.0	2.2	0.2
Volunteering	1.7	1.9	0.1
Transitions	2.0	2.2	0.2
Families and Communities	2.0	2.2	0.2
Leadership and Advocacy	1.7	1.9	0
Total	34.2	37.3	2.6

Early Head Start families showed an increase of 2.6 points overall in family outcomes.

Family Outcomes - Head Start Fall 2022-Spring 2023

Family Outcome	Preliminary Average Score	End of Year Average Score	Gain/Loss
Safety	2.2	2.4	0.2
Housing	2.3	2.4	0.1
Health	2.6	2.7	0.1
Mental Health/Substance Abuse	2.2	2.4	0.2
Transportation	2.3	2.5	0.2
Financial Security	2.3	2.4	0.1
Nurturing Relationships	2.3	2.4	0.1
Child Development/Parenting Skills	2.3	2.4	0.2
Family Education at Home	2.2	2.3	0.1
School Readiness	2.0	2.3	0.3
Promoting Primary Language	2.9	2.9	0
Education, Training, and Life Goals	2.1	2.2	0.1
Volunteering	1.4	1.5	0.1
Transitions	2.1	2.3	0.3
Families and Communities	2.0	2.1	0.1
Leadership and Advocacy	1.5	1.7	0.2
Total	34.7	37.1	2.4

Head Start families showed an increase of 2.6 points overall in family outcomes.

The largest gains were in the areas of:

- School Readiness
- Transitions

Health, Mental Health, Disabilities and Nutrition Services

The Northwest Tennessee Head Start/Early Head Start Program recognizes that healthier children are ready to learn. The program supports children’s learning and wellness through comprehensive health screenings which include: a physical exam/well child exam, dental exam, lead, hearing, vision, speech, developmental, behavior, and growth assessment.

The program collaborates with four mental health facilities, Practical Behavior Analysis, Pathways Behavioral Health, Positive Living Group and Camelot Care to provide observations and strategies that support classroom activities and individual behavior. The program also partners with TN Voices who provide observations, strategies and activities to improve classroom management skills.

Disability services for Head Start children are provided through the local education agencies over the eight-county area that we serve. Infants and toddlers in the Early Head Start Program are provided services through Tennessee Early Intervention Services (TEIS).

The children enjoy meals and snacks that are culturally and developmentally appropriate and meet the nutritional needs of each child. Our program complies with the USDA guidelines.

Head Start

- 907 children had health insurance
- 907 children had a medical home
- 906 children had a dental home
- 685 children were up to date on age-appropriate preventative and primary health care
- 874 children were complete all for age on immunizations
- 636 children completed professional dental examinations

Head Start Disabilities

- 107 children with IEP
- 31 children with IEP developed prior to the program year
- 76 children with IEP developed during the program year

Primary Disabilities

82 Speech Impairments
10 Autism
14 Developmental Delay
1 Hearing Impairment

Head Start Mental Health

- 57 classroom observations completed
- 30 mental health evaluations completed
- 7 Behavior Plans written
- 1 referral for mental health services outside of Head Start

Early Head Start

- 215 children had health insurance
- 215 children had medical home
- 215 children had dental home
- 129 children were up to date on age-appropriate preventative and primary health care
- 152 children were complete all for age on immunizations
- 175 children received dental screenings

Pregnant Women

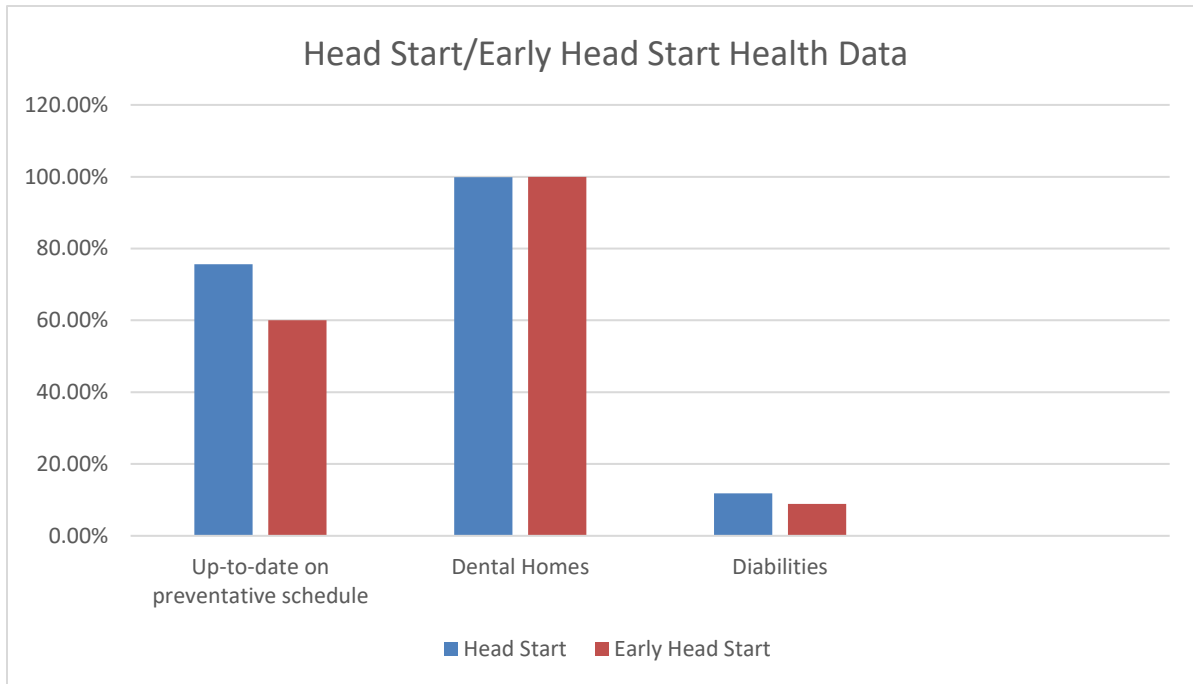
- 8 pregnant women
- Services provided:
 - Newborn Visits
 - Dental Exams
 - Prenatal and Postpartum Care
 - Prenatal and Postpartum Information
 - Nutrition
 - Substance Abuse and Prevention and Treatment
 - Fetal Development
 - Safe Sleep Practices
- 8 pregnant women with at least one type of health insurance:
 - 7 Medicaid
 - 1 Private Insurance
- Pregnancy Age
 - 1 Adolescent (10 - 13 years of age)
 - 3 Teen Moms (17 - 19 years of age)
 - 4 Adults Moms (20 - 35 years of age)
- Prenatal Medical Services
 - 0 Enrolled First Trimester
 - 3 Enrolled Second Trimester
 - 4 Enrolled Third Trimester
 - 1 Enrolled Subsequent to Delivery

Early Head Start Disabilities

- 19 children with IFSP
- 12 children with IFSP developed prior to the program year
- 7 children with IFSP developed during the program year

2022-2023 HEALTH SERVICE DATA

BY PERCENTAGE



Federal Review and Audit

In the most recent financial audit, there were no findings.

All our documents are available for public review at the grantee office, Northwest Tennessee Economic Development Council located at 231 South Wilson Street, Dresden, Tennessee 38225. Contact can also be made at (731)364-4831.

